



Supplier Diversity

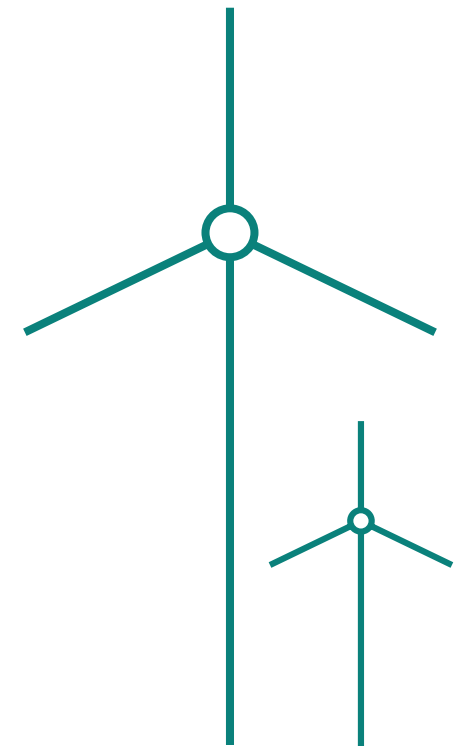
2021 Annual Report and 2022 Annual Plan



Contents

Message from the Chief Executive Officer	3
Introduction	4
2021 Annual Report	5
9.1.1 Program Activities in 2021	5
9.1.2 Summary of Purchases	12
WMDVLGBTBE Annual Results	12
WMDVLGTBE Purchases by Product and Service Categories	13
WMDVLGBTBE Subcontractor Procurement by Product and Service Categories	14
WMDVLGBTBE Procurement by Standard Industrial Categories	15
Number of WMDVLGBTBE Suppliers and Revenue Reported to the Clearinghouse	16
WMDVLGBTBE Suppliers with California Majority Workforce	17
9.1.3 Program Expenses	17
9.1.5 Prime Contractor Utilization of WMDVLGBTBE Subcontractors	18
9.1.6 Complaints	18
9.1.9 Power Procurement	20
2022 Annual Plan	21
10.1.2 Planned Program Activities for 2022	21
Appendix A: CPA Board of Directors and Community Advisory Committee Self-Identification	23
Appendix B: CPA Voluntary Supplier Diversity Survey	25

Note: Section numbers utilized in this report correspond to the section numbers in General Order 156 of the California Public Utilities Commission.



Message from the Chief Executive Officer



Building a clean and equitable energy system is a core mission of Clean Power Alliance (CPA). Integral to this mission is the incorporation of diversity, equity and inclusion (DEI) values in all aspects of our organization and our work.

CPA launched its first comprehensive DEI plan in 2021 with supplier diversity as one of its three key pillars. We are pleased to report that CPA's non-energy purchasing from diverse business enterprises more than doubled in 2021, albeit from a low baseline. And we are excited to share our plans for expanded efforts in this and in the two other DEI pillar areas—community programs and investments, and internal organizational DEI—that support growth of diverse, small, and local businesses.

As COVID-19 continued its toll on our customers and staff throughout 2021, providing relief for those hit hardest by the pandemic was a top priority. Following our disbursement of \$2 million in bill assistance for small businesses and low-income customers in 2020, CPA worked hard in 2021 to secure over \$15 million in state-funded debt relief for our residential customers who fell behind on their electricity bills during the pandemic, which will be distributed through bill credits this February and March.

Our customer programs experienced robust growth in 2021. Many, such as our incentive program for electric vehicle charging stations, provide direct financial benefits to diverse, small, and local businesses in our service territory. Others, including our Power Ready critical facilities backup energy program and our Community Solar program, contribute indirectly to a thriving small business environment by increasing community resilience, local economic development, and job creation, particularly in disadvantaged and low-income communities.

Supply chain issues presented ongoing challenges for renewable energy development this year. Nevertheless, CPA was able to continue driving market growth, successfully contracting for 510 megawatts (MW) of new renewable generation and 313 MW of battery storage in 2021. As with the majority of our renewable energy procurement to date, these new projects are within California, all benefit from project labor agreements, and many of them include local hire provisions.

We look forward to working with our energy and non-energy suppliers in 2022 on initiatives to expand awareness and strengthen participation in these sectors by diverse, small, and local subcontractors.

We welcome input and feedback from our customers and community stakeholders as we continue striving to live up to our DEI values in all that we do.

Ted Bardacke
CEO, Clean Power Alliance



Introduction

Founded in 2017, Clean Power Alliance of Southern California (CPA) provides clean energy at competitive rates to more than one million residential and commercial customers representing three million people across Los Angeles and Ventura counties. We are the largest Community Choice Aggregator (CCA) and fifth-largest load-serving entity in California. We supply 100% renewable energy to nearly 300,000 customers, more than any other provider in the country. We have secured 1,903 megawatts (MW) of renewable energy resources and 1,027 MW of new battery storage to date, making CPA a top-three purchaser of storage in California and a significant contributor to the development of a clean and reliable grid.

Our 32 member jurisdictions are both geographically and demographically diverse, ranging from the City of Ojai (population 7,470) to unincorporated Los Angeles County (population 1,095,952). Approximately 27% of our customers receive financial assistance on their electricity bills through the statewide California Alternate Rates for Energy (CARE), Family Energy Rates Assistance (FERA), and Medical Baseline programs.

As of February 2022, 20 of our member communities representing nearly two-thirds of our customers have chosen 100% renewable energy as the default energy product for residents and businesses in their jurisdictions. Through CPA Board direction, low-income customers who live in these communities receive this green energy at no added cost.

As a public, not for profit Joint Powers Authority (JPA), CPA is governed by elected officials appointed by each of its 32 member jurisdictions. CPA's Board of Directors sets rates and procurement policies in accordance with state

laws and the core values and goals expressed in its Joint Powers Agreement. These values include promoting supplier and workforce diversity, prioritizing the fair and equitable treatment of employees, equitable economic development, and healthy communities – all of which are integral to our mission of building a clean, equitable, and sustainable energy system.

CPA submits this report annually in accordance with Section 366.2(m) of the California Public

Utilities Code, which requires (1) a report on CCA procurement from women, minority, disabled veteran, and LGBT business enterprises (WMDVLGBTBE) and (2) a plan for procuring from small, local, and diverse business enterprises. For ease of reference, the section numbers utilized in this report correspond to the section numbers in General Order 156 (GO 156) of the California Public Utilities Commission (CPUC), through which investor-owned utilities report their supplier diversity metrics and activities.



2021 Annual Report

9.1.1 Program Activities in 2021

In 2021 CPA pursued multiple initiatives to 1) attract and support diverse businesses to engage in our contracting opportunities; 2) grow the pipeline both of high-road green jobs and of diverse workers equipped to fill those jobs and to become the owners and drivers of tomorrow's green economy; and 3) build a diverse staff and an inclusive and equitable organizational culture that manifests our core values and supports our overall mission.



Internal Activities

Supplier Diversity – Power Procurement

CPA spent \$801,791,016 on electricity purchases in 2021, representing 98% of CPA's total direct spend.

In its most recent Clean Energy Request for Offers (RFO) in 2020, CPA found that 22% of bidders had plans to utilize GO 156 subcontractors, and 65% had initiatives in place to promote workforce diversity. To date, however, none of the suppliers participating in or selected through the CPA RFO process are GO 156 certified and none have reported utilizing GO 156 certified suppliers.

In 2021 CPA continued to communicate to energy suppliers that while, pursuant to Proposition 209,

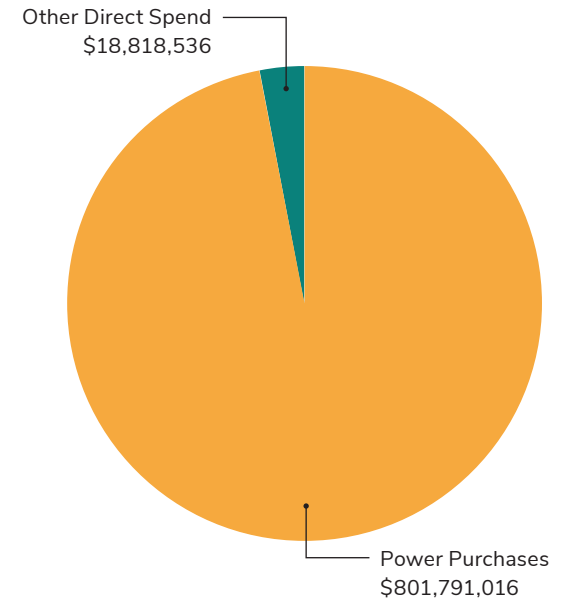
we do not give preferential treatment based on race, sex, color, ethnicity, or national origin, CPA encourages minority-owned, women-owned, veteran-owned, and local businesses to respond to all solicitations. CPA also encourages energy suppliers to expand their own outreach and consideration of diverse subcontractors.

CPA continues to leverage its purchasing power to help create high-quality jobs and careers through a rigorous power procurement selection process. CPA prioritizes projects that utilize project labor agreements, targeted-hire, union labor, or multi-trade labor agreements, including requirements for state-apprenticeship graduates, and requires projects to commit to these hiring practices in its power purchase agreements. All of CPA's new-build contracts since November 2019 have included project labor agreements.



In November 2021, CPA began receiving 100 MW of clean energy storage capacity from Terra-Gen's Edwards Sanborn Solar-plus-Storage facility.

CPA 2021 Direct Spend



CPA also prioritizes projects that would create jobs or spur other economic benefits in disadvantaged communities and prioritizes projects located in California. CPA's long-term contracts have generated approximately 2,500 construction jobs to date, helping to lay a foundation of skills and experience that can help seed a new generation of diverse entrepreneurs and small business owners.

Supplier Diversity – Non-Energy Procurement

CPA more than doubled its WMDVLGBTBE spend in 2021 to \$328,615 in purchasing from seven GO 156-certified suppliers. Our 2021 supplier survey (Appendix B) and a search of publicly available information identified an additional nine suppliers as “qualified” WMDVLGBTBE businesses which are not currently certified via the GO 156 clearinghouse, representing an additional \$339,581 in purchasing in 2021.

The majority (86%) of CPA’s non-energy spend comes from suppliers located in California, with 78% of that spend concentrated in Southern California and 20% within CPA’s service territory in Los Angeles and Ventura counties. Nine suppliers are certified as small businesses by the State of California Department of General Services, and at least 14 more qualify as small businesses although they are not currently certified.

We reached out to 10 qualified but uncertified diverse suppliers to provide them with information and to encourage them to apply for certification through the California Public Utilities Commission (CPUC) Supplier Clearinghouse. As of the writing of this report none of these suppliers have successfully completed the certification. Among the reasons cited by business owners for not pursuing certification are lack of awareness of the certification program and uncertainty about the benefits of certification.

Diverse Business Enterprise Spend			
Category	GO 156 Certified	Not GO 156 Certified*	Total
Minority Male (Hispanic American)		\$7,530	\$7,530
Minority Male (Asian Pacific American)	\$22,191		\$22,191
Minority Female (Hispanic American)		\$13,502	\$13,502
Women Business Enterprise (WBE)	\$240,636	\$313,549	\$554,185
Lesbian, Gay, Bisexual, Transgender Business Enterprise (LGBTBE)	\$65,788		\$65,788
Disabled Veteran Business Enterprise (DVBE)		\$5,000	\$5,000
Total	\$328,615	\$339,581	\$668,196
% of Non-Energy Procurement	1.75%	1.80%	3.55%

*Suppliers self-identified as qualified for GO 156 certification but not currently certified.

Small Business Spend			
Category	Direct	% of Non-Energy Procurement	Number of Suppliers
DGS certified*	\$325,086	1.73%	9
Qualified but not certified**	\$1,258,215	6.69%	14
Total	\$1,583,301	8.41%	23

*Certified as a Small Business by the State of California Department of General Services (DGS).

**Not certified but meets DGS Small Business certification requirements based on publicly available information and/or self-certification.

Local Spend*			
Category	Direct	% of Non-Energy Procurement	Number of Suppliers
Los Angeles and Ventura Counties	\$3,788,140	20.13 %	70
Southern California**	\$14,705,638	78.14%	78
California	\$16,175,798	85.96%	104

*Businesses whose principal offices and workforces are located in the indicated areas.

**Los Angeles, Ventura, Orange, San Bernardino, Riverside, and San Diego Counties.

Additional activities aimed at encouraging diverse supplier participation in CPA contracting opportunities included:

- Incorporating questions about supplier diversity, use of diverse subcontractors, and workforce development policies and practices in solicitation materials (for information only, not as selection criteria).
- Considering contracting terms that reduce barriers for small businesses, such as waiving or reducing insurance requirements or implementing quick pay.
- Incorporating language into solicitation materials and bidder webinars to encourage prime contractors to utilize and support small and diverse subcontractors.
- Developing a fact sheet and a supplier diversity page on the CPA website with information about CPA's contracting process, how to become certified by the CPUC Supplier Clearinghouse, and the benefits of certification.

Additional efforts are described below under External Activities.

Internal Diversity, Equity, and Inclusion

CPA experienced significant staff growth as well as turnover in 2021. Our team's diversity has grown at all levels of the organization. In the fall of 2021 CPA undertook an internal review process that identified both successes and challenges in our efforts to build an inclusive culture and laid the groundwork for deeper staff and leadership engagement in 2022 on learning, action, and measurement of outcomes around our diversity, equity, and inclusion goals.



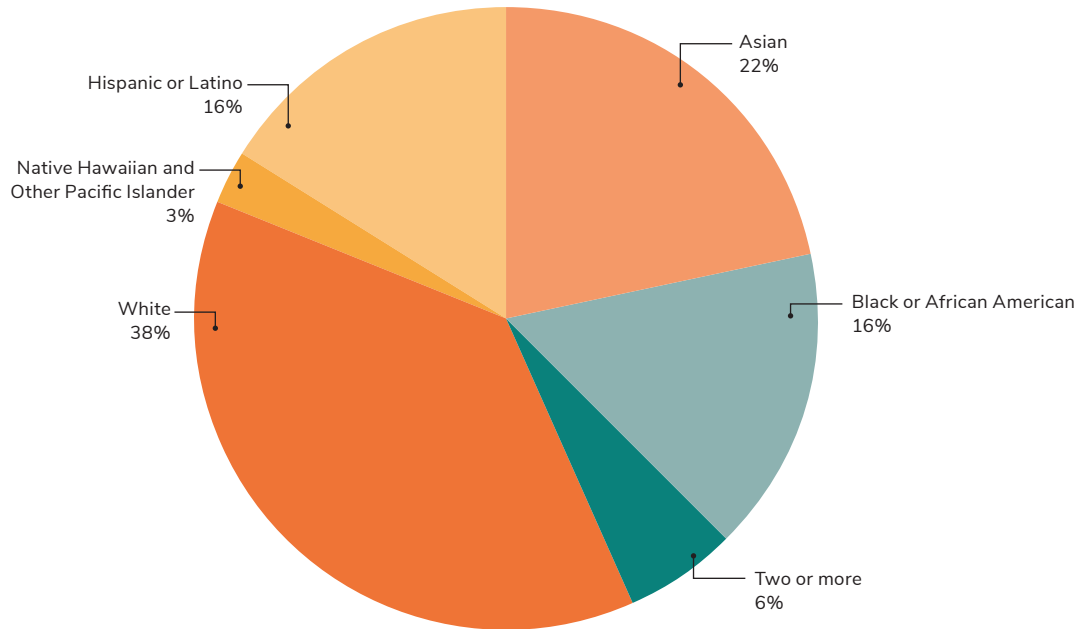
CPA's Board of Directors includes 32 elected officials who are appointed by each member agency's governing body, along with 55 alternate directors who include elected officials, agency staff and public members. The Board-appointed Community Advisory Committee (CAC) is comprised of 15 community leaders representing

customers in each subregion of our service territory. CPA collected voluntary self-identification data from both the Board and the CAC which is summarized in Appendix A.

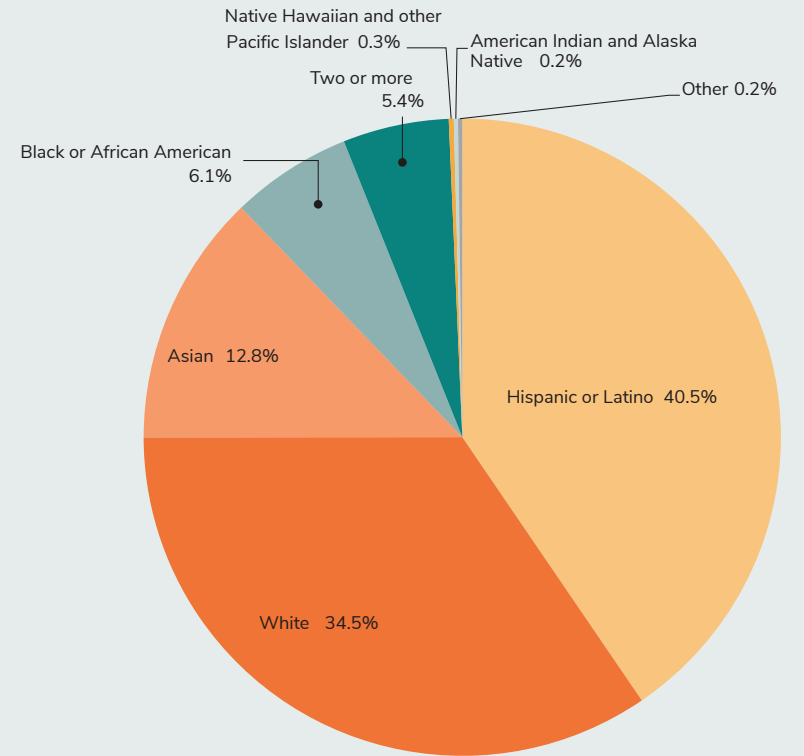
CPA Staff Diversity*

RACE/ETHNICITY

*Based on voluntary self-reporting.

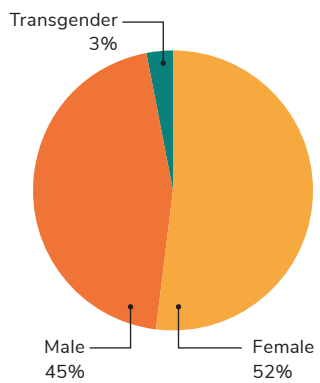


RACE/ETHNICITY IN CPA SERVICE TERRITORY

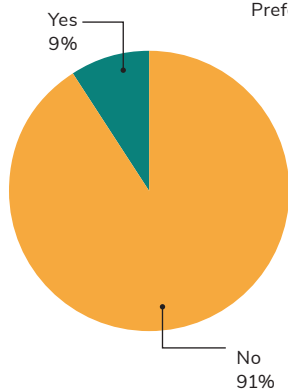


Source: U.S. Census

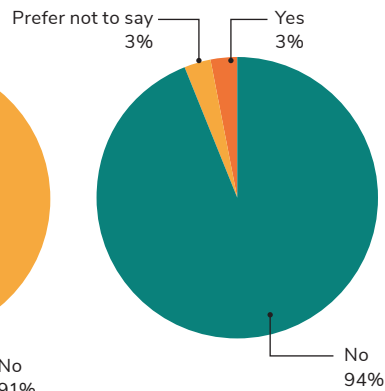
GENDER



LGBTQ



DISABILITY



External Activities

Though constrained by the ongoing pandemic and its impact on internal staffing, CPA continued to expand its engagement with small, local, and diverse businesses, to raise awareness of CPA and CPA contracting opportunities, to invest in workforce development, and to build customer programs that support residents and small businesses, particularly in disadvantaged and low-income communities.

Diverse Supplier Outreach

External activities in 2021 included:

- *CPUC/Joint Utilities Business Expo* – CPA presented on a panel that introduced CCAs to small and diverse businesses and explained our contracting processes and future opportunities. CPA also hosted a virtual booth that allowed us to engage with expo participants and answer questions about our work and supplier outreach efforts.
- *Supplier Diversity En Banc* – CPA was a first-time panelist in the CPUC's Supplier Diversity En Banc in 2021 and shared CPA's experience in establishing its supplier diversity program and its internal diversity, equity, and inclusion efforts.
- *Proactive Outreach* – CPA conducted outreach to diverse chambers and business associations to publicize contracting opportunities, support supplier readiness, and encourage applications from small, local, and diverse suppliers, though activities were limited in 2021 by COVID and staffing constraints.

Workforce Development

In 2021, CPA mapped out a plan for a four-year, \$1 million strategic investment in workforce development, funded in partnership with NextEra Energy Resources, that will equip workers to pursue family-supporting career-track "high road"¹ jobs in the rapidly growing transportation and building electrification sectors. In 2021, three

programs were chosen for the first two years of funding for \$398,500. The first two programs are cybersecurity apprenticeship trainings for smart buildings and smart cities, in partnership with the International Brotherhood of Electrical Workers in Los Angeles and Oxnard. The third program is a microgrid maintenance training program for low-income and unemployed or underemployed youth, in partnership with the Los Angeles Cleantech Incubator (LACI). We also continued our community college scholarship program in partnership with Terra-Gen, developer of our 2018 Voyager Wind project. This year the program distributed scholarships to four students pursuing energy career pathways at community colleges in Los Angeles and Ventura counties. To date, a total of \$52,000 in scholarship funding has been distributed to 48 students, with two additional rounds of funding to come.

Customer Programs and Community Investments

In 2021 CPA launched and expanded offerings in three programmatic areas: 1) resiliency and grid management; 2) electrification; and 3) local energy procurement. Each program includes targeted economic opportunities and benefits for small, local, and diverse businesses, especially ones located in disadvantaged and hard-to-reach communities, thereby increasing the reach and impact of our programs on small, local, and diverse businesses.

CPA launched a solicitation in 2021 for over 15 MW of new, small-scale community renewable energy projects to be developed in disadvantaged communities in Southern California through its Disadvantaged Communities-Green Tariff (DAC-GT) and Community Solar Green Tariff (CSGT) programs. As with all of our energy procurement, diverse suppliers are encouraged to submit proposals, suppliers are encouraged

to consider diverse subcontractors and promote workforce diversity, and bidder evaluation criteria include local workforce development, community benefits, and job creation. In 2021, CPA enrolled more than 2,000 low-income residential customers in its DAC-GT program, known as Power Share, providing participants with 100% renewable electricity from local small-scale solar power with a 20% bill discount.

CPA partnered in the launch of the largest electric vehicle installation effort to date in Ventura County with the Ventura County Air Pollution Control District, the Ventura County Regional Energy Alliance, and the California Energy Commission. The program will fund 590 new chargers, including 35 fast chargers, installed at local businesses and multifamily housing developments, with at least 45% of the funds dedicated to low-income and disadvantaged communities.

¹ California Workforce Development Board, "Putting California on the High Road: A Jobs and Climate Action Plan for 2030," Report to the California Legislature, June 2020.



Although COVID-19 continued to place constraints on community engagement, CPA conducted ongoing outreach in 2021 to hard-to-reach and underserved diverse small businesses and residential customers, leveraging our relationships with ethnic chambers, business associations, and community-based organizations across our service territory. CPA memberships and sponsorships of organizations that support small and diverse businesses include:

- Asian Business Association
- Association of Women in Water, Energy & Environment
- Beverly Hills Chamber of Commerce
- Carson Chamber of Commerce
- Climate Reality Project – Los Angeles
- Climate Reality Project – Ventura
- Filipino American Chamber of Commerce
- Greater Conejo Valley Chamber of Commerce
- Greater Conejo Valley Chamber of Commerce – Legislative Roundtable
- Greater Los Angeles African American Chamber of Commerce
- Los Angeles Area Chamber of Commerce
- Los Angeles Business Federation (BIZ FED)
- Los Angeles Business Council
- Los Angeles Cleantech Incubator
- Los Angeles Latino Chamber of Commerce



CPA staff members at the October 2021 ribbon cutting event for the High Desert Solar-plus-Storage facility in Kern County, which provides CPA with 100 MW of generation capacity and 50 MW of energy storage capacity.

- Oxnard Chamber of Commerce
- Santa Monica Chamber of Commerce
- Simi Valley Chamber of Commerce
- Temple City Chamber of Commerce
- Ventura Chamber of Commerce
- Ventura County Regional Energy Alliance
- Ventura County Workforce Development Board – Clean Green Committee
- West Ventura County Business Association
- West Ventura County Business Association – Business Advocacy Committee
- West Ventura County Business Association – Latino Business Leaders
- Whittier Chamber of Commerce

9.1.2 WMDVLGBTBE Annual Results by Ethnicity

		2021			
		Direct	Sub	Total \$	%
Minority Male	Asian Pacific American	\$22,191	\$0	\$22,191	0.12%
	African American	\$0	\$0	\$0	0.00%
	Hispanic American	\$0	\$0	\$0	0.00%
	Native American	\$0	\$0	\$0	0.00%
	Total Minority Male	\$22,191	\$0	\$22,191	0.12%
Minority Female	Asian Pacific American	\$0	\$0	\$0	0.00%
	African American	\$0	\$0	\$0	0.00%
	Hispanic American	\$0	\$0	\$0	0.00%
	Native American	\$0	\$0	\$0	0.00%
	Total Minority Female	\$0	\$0	\$0	0.00%

Total Minority Business Enterprise (MBE)	\$22,191	\$0	\$22,191	0.12%
---	----------	-----	----------	-------

Women Business Enterprise (WBE)	\$240,636	\$0	\$240,636	1.28%
--	-----------	-----	-----------	-------

Lesbian, Gay, Bisexual, Transgender Business Enterprise (LGBTBE)	\$65,788	\$0	\$65,788	0.35%
---	----------	-----	----------	-------

Disabled Veteran Business Enterprise (DVBE)	\$0	\$0	\$0	0.00%
--	-----	-----	-----	-------

Other 8(a)*	\$0	\$0	\$0	0.00%
--------------------	-----	-----	-----	-------

TOTAL WMDVLGBTBE	\$328,615	\$0	\$328,615	1.75%
-------------------------	-----------	-----	-----------	-------

Net Procurement**	\$18,818,586
--------------------------	--------------

Note:

*Firms classified as 8(a) of Small Business Administration includes non-WMDVLGBTBE.

**Net Procurement includes purchase order, non-purchase order, and credit card dollars.

Direct = Direct procurement.
Sub = Subcontractor procurement.

% = Percentage of Net Procurement.

9.1.2 WMDVLGBTBE Direct Procurement by Product and Service Categories

			Products		Services		Total	
			\$	%	\$	%	\$	%
Minority Male	Asian Pacific American	Direct	\$0	0.00%	\$22,191	0.12%	\$22,191	0.12%
	African American	Direct	\$0	0.00%	\$0	0.00%	\$0	0.00%
	Hispanic American	Direct	\$0	0.00%	\$0	0.00%	\$0	0.00%
	Native American	Direct	\$0	0.00%	\$0	0.00%	\$0	0.00%
	Total Minority Male	Direct	\$0	0.00%	\$22,191	0.12%	\$22,191	0.12%
Minority Female	Asian Pacific American	Direct	\$0	0.00%	\$0	0.00%	\$0	0.00%
	African American	Direct	\$0	0.00%	\$0	0.00%	\$0	0.00%
	Hispanic American	Direct	\$0	0.00%	\$0	0.00%	\$0	0.00%
	Native American	Direct	\$0	0.00%	\$0	0.00%	\$0	0.00%
	Total Minority Female	Direct	\$0	0.00%	\$0	0.00%	\$0	0.00%

Total Minority Business Enterprise (MBE)	Direct	\$0	0.00%	\$22,191	0.12%	\$22,191	0.12%
---	--------	-----	-------	----------	-------	----------	-------

Women Business Enterprise (WBE)	Direct	\$0	0.00%	\$240,636	1.31%	\$240,636	1.28%
--	--------	-----	-------	-----------	-------	-----------	-------

Lesbian, Gay, Bisexual, Transgender Business Enterprise (LGBTBE)	Direct	\$0	0.00%	\$65,788	0.36%	\$65,788	0.035%
---	--------	-----	-------	----------	-------	----------	--------

Disabled Veteran Business Enterprise (DVBE)	Direct	\$0	0.00%	\$0	0.00%	\$0	0.00%
--	--------	-----	-------	-----	-------	-----	-------

Other 8(a)*	Direct	\$0	0.00%	\$0	0.00%	\$0	0.00%
--------------------	--------	-----	-------	-----	-------	-----	-------

TOTAL WMDVLGBTBE	Direct	\$0	0.00%	\$328,615	1.79%	\$328,615	1.75%
-------------------------	--------	-----	-------	-----------	-------	-----------	-------

Total Product Procurement	\$469,874
Total Service Procurement	\$18,348,712
Net Procurement**	\$18,818,586

Note:

*Firms classified as 8(a) of Small Business Administration includes non-WMDVLGBTBE.

**Net Procurement includes purchase order, non-purchase order, and credit card dollars.

Direct = Direct procurement.

Sub = Subcontractor procurement.

% = Percentage of Net Procurement.

9.1.2 WMDVLGBTBE Subcontractor Procurement by Product and Service Categories

			Products		Services		Total	
			\$	%	\$	%	\$	%
Minority Male	Asian Pacific American	Sub	\$0	0.00%	\$0	0.00%	\$0	0.00%
	African American	Sub	\$0	0.00%	\$0	0.00%	\$0	0.00%
	Hispanic American	Sub	\$0	0.00%	\$0	0.00%	\$0	0.00%
	Native American	Sub	\$0	0.00%	\$0	0.00%	\$0	0.00%
	Total Minority Male	Sub	\$0	0.00%	\$0	0.00%	\$0	0.00%
Minority Female	Asian Pacific American	Sub	\$0	0.00%	\$0	0.00%	\$0	0.00%
	African American	Sub	\$0	0.00%	\$0	0.00%	\$0	0.00%
	Hispanic American	Sub	\$0	0.00%	\$0	0.00%	\$0	0.00%
	Native American	Sub	\$0	0.00%	\$0	0.00%	\$0	0.00%
	Total Minority Female	Sub	\$0	0.00%	\$0	0.00%	\$0	0.00%
Total Minority Business Enterprise (MBE)		Sub	\$0	0.00%	\$0	0.00%	\$0	0.00%
Women Business Enterprise (WBE)		Sub	\$0	0.00%	\$0	0.00%	\$0	0.00%
Lesbian, Gay, Bisexual, Transgender Business Enterprise (LGBTBE)		Sub	\$0	0.00%	\$0	0.00%	\$0	0.00%
Disabled Veteran Business Enterprise (DVBE)		Sub	\$0	0.00%	\$0	0.00%	\$0	0.00%
Other 8(a)*		Sub	\$0	0.00%	\$0	0.00%	\$0	0.00%
TOTAL WMDVLGBTBE		Sub	\$0	0.00%		0.00%		0.00%

Total Product Procurement	\$469,874
Total Service Procurement	\$18,348,712
Net Procurement**	\$18,818,586

Note:

*Firms classified as 8(a) of Small Business Administration includes non-WMDVLGBTBE.

**Net Procurement includes purchase order, non-purchase order, and credit card dollars.

Direct = Direct procurement.

Sub = Subcontractor procurement.

% = Percentage of Net Procurement.

9.1.2 WMDVLGBTBE Procurement by Standard Industrial Categories

SIC Category		Asian Pacific American		African American		Hispanic American		Native American		Minority Business Enterprise (MBE)	Women Business Enterprise (WBE)	Lesbian, Gay, Bisexual, Transgender Business Enterprise (LGBTBE)	Disabled Veterans Business Enterprise (DVBE)	Other 8(a)**	Total WMD-VLGBTBE	Total Dollars
		Male	Female	Male	Female	Male	Female	Male	Female							
7311 - Advertising Agencies	\$										\$240,636				\$240,636	\$103,375
	%										31.06%				31.06%	
7371 - Computer Programming Services	\$	\$20,074													\$20,074	\$126,823
	%	76.08%													76.08%	
8743 - Public Relations Services	\$											\$65,788			\$65,788	\$34,560
	%											57.50%			57.50%	
5405 - Computer and Computer Peripheral Equipment and Software	\$	\$2,117													\$2,117	
	%	0.70%													0.70%	
TOTAL	\$	\$22,191									\$240,636	\$65,788			\$328,615	\$1,217,554
	%	1.82%									19.76%	5.40%			26.99%	

Total Product Procurement	\$469,874
Total Service Procurement	\$18,348,712

Net Procurement***	\$18,818,586
--------------------	--------------

Note:

*Firms with multi minority ownership status.

**Firms classified as 8(a) of Small Business Administration includes non-WMDVLGBTBE.

***Net Procurement includes purchase order, non-purchase order, and credit card dollars.

Total Dollars = Total procurement dollar amount in the specific SIC category.

% = Percentage of Total Dollars.

9.1.2 Number of WMDVLGBTBE Suppliers and Revenue Reported to the Clearinghouse

CPA has requested but has not yet received revenue information from our certified suppliers.

Data on Number of Suppliers											
	Revenue Reported to CHS						Utility-Specific 2020 Summary				
# WMDVLGBTBEs	MBE	WBE	LGBTBE	DVBE	Other 8(a)*	Grand Total	MBE	WBE	LGBTBE	Other 8(a)*	Grand Total
Under \$1 million							1	1	1		3
Under \$5 million								3			3
Under \$10 million											
Above \$10 million							1				1
TOTAL	2	4	1			7	2	4	1		7

Revenue and Payment Data											
	Revenue Reported to CHS						Utility-Specific 2020 Summary				
WMDVLGBTBE \$M	MBE	WBE	LGBTBE	DVBE	Other 8(a)*	Grand Total	MBE	WBE	LGBTBE	Other 8(a)*	Grand Total
Under \$1 million							\$20,074	\$50,000	\$65,788		\$136,862
Under \$5 million								\$190,636			\$190,636
Under \$10 million											
Above \$10 million							\$2,117				\$2,117
TOTAL							\$22,191	\$240,636	\$65,788		\$328,615

Note:

*Firms classified as 8(a) of Small Business Administration includes non-WMDVLGBTBE.

CHS = Supplier Clearinghouse.

9.1.2 Description of WMDVLGBTBE Suppliers with California Majority Workforce

All of CPA's GO 156 certified suppliers are based in California. In power procurement, CPA prioritizes projects located in California and in CPA's service territory. All long-term contracts CPA entered into in 2021, including 510 MW of new renewable generation and 313 MW of new battery storage across a total of ten projects, are located in California.

9.1.3 Program Expenses

Expense Category	Total \$
Wages	\$35,107
Other Employee Expenses	\$10,532
Program Expenses	\$10,397
Reporting Expenses	\$500
Training	\$0
Consultants	\$16,905
Other	\$0
TOTAL	\$73,441



9.1.5 Prime Contractor Utilization of WMDVLGBTBE Subcontractors

CPA's prime contractors did not report any WMDVLGBTBE subcontractor spend in 2021 though several reported plans to utilize WMDVLGBTBE subcontractors in the future.

Summary of Prime Contractor Utilization of WMDVLGBTBE Subcontractors

	Minority Male	Minority Female	Minority Business Enterprise (MBE)	Women Business Enterprise (WBE)	Lesbian, Gay, Bisexual, Transgender Business Enterprise (LGBTBE)	Disabled Veterans Business Enterprise (DVBE)	Other 8(a)*	TOTAL WMDV-LGBTBE
Direct \$	\$0	\$0	\$0	\$0	\$0	\$0	\$0	\$0
Subcontracting \$	\$0	\$0	\$0	\$0	\$0	\$0	\$0	\$0
Total \$	\$0	\$0	\$0	\$0	\$0	\$0	\$0	\$0

Direct %	0.00%	0.00%	0.00%	0.00%	0.00%	0.00%	0.00%	0.00%
Subcontracting %	0.00%	0.00%	0.00%	0.00%	0.00%	0.00%	0.00%	0.00%
Total %	0.00%	0.00%	0.00%	0.00%	0.00%	0.00%	0.00%	0.00%

Net Procurement**	\$18,818,586
--------------------------	--------------

Note:

*Firms classified as 8(a) of Small Business Administration includes non-WMDVLGBTBE.

**Net Procurement includes purchase order, non-purchase order, and credit card dollars.

Direct = Direct procurement.

Sub = Subcontractor procurement.

% = Percentage of Net Procurement.

9.1.6 Complaints

CPA has received no WMDVLGBTBE complaints.

9.1.9 Power Procurement

Annual Power Product Results by Ethnicity and WMDVLGBTBE Certification

Product ¹	Unit	Results by Ethnicity & Gender								Results by WMDVLGBTBE Certification						Total Procurement Spend	
		Asian Pacific American		African American		Hispanic American		Native American		Minority Business Enterprise (MBE)	Women Business Enterprise (WBE)	Lesbian, Gay, Bisexual, Transgender Business Enterprise (LGBTBE)	Disabled Veterans Business Enterprise (DVBE)	Other 8(a) ⁶	Subcontracting Total		Total WMD-VLGBTBE Procurement Spend ³
		Male	Female	Male	Female	Male	Female	Male	Female	Total	Total	Total	Total	Total	Total		
Renewable Power Products Direct	\$	\$0	\$0	\$0	\$0	\$0	\$0	\$0	\$0	\$0	\$0	\$0	\$0	\$0	\$0	\$0	\$104,465,581
	%	0.00%	0.00%	0.00%	0.00%	0.00%	0.00%	0.00%	0.00%	0.00%	0.00%	0.00%	0.00%	0.00%	0.00%	0.00%	
	\$ ²	\$0	\$0	\$0	\$0	\$0	\$0	\$0	\$0	\$0	\$0	\$0	\$0	\$0	\$0	\$0	\$104,465,581
	% ²	0.00%	0.00%	0.00%	0.00%	0.00%	0.00%	0.00%	0.00%	0.00%	0.00%	0.00%	0.00%	0.00%	0.00%	0.00%	
Non-Renewable Power Products Direct	\$	\$0	\$0	\$0	\$0	\$0	\$0	\$0	\$0	\$0	\$0	\$0	\$0	\$0	\$0	\$0	\$553,432,273
	%	0.00%	0.00%	0.00%	0.00%	0.00%	0.00%	0.00%	0.00%	0.00%	0.00%	0.00%	0.00%	0.00%	0.00%	0.00%	
	\$ ²	\$0	\$0	\$0	\$0	\$0	\$0	\$0	\$0	\$0	\$0	\$0	\$0	\$0	\$0	\$0	\$553,432,273
	% ²	0.00%	0.00%	0.00%	0.00%	0.00%	0.00%	0.00%	0.00%	0.00%	0.00%	0.00%	0.00%	0.00%	0.00%	0.00%	
Diesel Direct	Not Applicable																
Nuclear Direct																	
Natural Gas Direct																	
SubTotal of Columns ²	\$	\$0	\$0	\$0	\$0	\$0	\$0	\$0	\$0	\$0	\$0	\$0	\$0	\$0	\$0	\$0	\$657,897,854
SubTotal % of Total Procurement Spend	%	0.00%	0.00%	0.00%	0.00%	0.00%	0.00%	0.00%	0.00%	0.00%	0.00%	0.00%	0.00%	0.00%	0.00%	0.00%	0.00%
SubTotal of Columns ⁴	\$	\$0	\$0	\$0	\$0	\$0	\$0	\$0	\$0	\$0	\$0	\$0	\$0	\$0	\$0	\$0	\$657,897,854
SubTotal % of Total Procurement Spend	%	0.00%	0.00%	0.00%	0.00%	0.00%	0.00%	0.00%	0.00%	0.00%	0.00%	0.00%	0.00%	0.00%	0.00%	0.00%	0.00%

Notes:

1 Excludes purchases from the CAISO, other IOUs, utilities, Federal entities, State entities, Municipalities and cooperatives

2 Includes only long term power procurement commitments after June 6, 2011 or as a result of RFOs after June 6, 2011

3 Total WMDVLGBTBE spend does not include pre-COD subcontracting values

4 Includes all power procurement commitments

5 Firms with multi-minority ownership status

6 Firms classified as 8(a) by the Small Business Administration includes non-WMDVLGBTBE

% - percentages calculated by the Row Category Total Procurement Spend

2022 Annual Plan

Planned Internal and External Activities

CPA's Diversity, Equity, and Inclusion (DEI) plan has three pillars: 1) Supplier Diversity, 2) Customer Programs and Community Investments, and 3) Internal Diversity, Equity, and Inclusion. Our planned 2022 Supplier Diversity activities are described below, along with related and supporting activities from the other two pillar areas.

CPA DIVERSITY, EQUITY, AND INCLUSION PILLARS



10.1.2 Planned Program Activities for 2022

Supplier Diversity and Workforce Development

Supplier diversity outreach activities that were launched in 2021 will be continued and expanded upon in 2022. CPA will expand its efforts to raise awareness of CPA contracting opportunities with small, local, and diverse businesses; to identify and remove barriers for small and diverse business participation in CPA solicitations and contracting;

Contracting with Clean Power Alliance

Who We Are
 Founded in 2017, Clean Power Alliance (CPA) is the locally operated electricity provider for 32 member jurisdictions across Southern California, including 30 cities and the unincorporated areas of Los Angeles and Ventura counties. CPA is the largest Community Choice Aggregator (CCA) in California and the fifth largest electricity provider in the state. We serve approximately 3 million residents and business and supply 100% renewable energy to more customers than any other power provider in the nation.

CPA operates as a public Joint Powers Authority, governed by a Board of Directors comprised of elected leaders from each of our member agencies.

Commitment to Diversity, Equity and Sustainability
 Utilizing our purchasing power, community connections, and industry leadership to advance equity and inclusion is core to CPA's purpose. As a public agency we cannot give preferential treatment based on race, ethnicity, gender or other classes as proscribed by Proposition 209. We are nevertheless committed to do everything in our power to promote supplier and workforce diversity and equitable economic development, and we view these goals as integral to our pursuit of clean energy and urgent climate action.

We encourage diverse suppliers to explore contracting opportunities at CPA, and to reach out to us with questions and suggestions for how we can support you through the contracting process.

Procurement at Clean Power Alliance
 Clean Power Alliance spends approximately \$750 million annually on power purchases and about \$20 million per year on non-energy purchasing. Since 2018, we have entered into 20 long-term power purchase agreements with energy developers, driving over \$1 billion in capital investments in renewable energy facilities, most of which are located in Southern California.

Energy procurement. CPA conducts Requests for Offers (RFO) for long-term renewable energy power purchase agreements on an annual or semi-annual basis. Energy projects are evaluated on criteria that include workforce development and community benefits as well as economic value, risk, environmental stewardship, and location. We strongly encourage energy developers to utilize and support small and diverse subcontractors. See next page for more information about our RFO process and selection criteria.

Non-energy procurement. CPA's small staff collaborates with a wide range of vendors to support all aspects of our operations. Non-energy procurement of goods and services includes office equipment and supplies; event planning; information technology support; cybersecurity services; customer outreach; digital marketing; forecasting and rate design; engineering services; financial services; legal and regulatory compliance services; and staffing and human resources consulting. Individual contracts typically range from \$50,000 up to \$1,000,000.

cleanpoweralliance.org

Fact sheet for small and diverse suppliers

and to promote local, small, and diverse business and workforce development in the clean energy sector. New and ongoing activities in 2022 include:

Procurement Processes

- Consider contracting terms that reduce barriers for small businesses, such as waiving or reducing insurance requirements or quick pay.
- Use solicitation materials and bidder webinars to encourage prime contractors to utilize and

support small and diverse subcontractors, promote subcontractor GO 156 certification, and reduce barriers to small business contracting.

- Use solicitation materials and bidder webinars to raise awareness among suppliers about the GO 156 certification process and benefits.
- Expand communication of contracting opportunities through local and diverse business networks.
- Collect data annually on supplier diversity through solicitation materials and supplier surveys.

Diverse Supplier Outreach

- Continue and expand memberships and event sponsorships with local and ethnic chambers, business associations, and professional associations.
- With support from CPA's Community Advisory Committee, identify and pursue opportunities for deeper engagement with local and ethnic chambers and business associations through participation in economic development and business advocacy committees, and collaboration on outreach and training events aimed at local, small, and diverse businesses that are potential CPA suppliers.
- Collaborate with member agencies on diverse supplier outreach and training events and promotional materials.
- Participate in the CPUC/Joint Utilities Business Expo and support similar regional events in collaboration with member agencies, chambers, CCAs, energy partners, and other entities.
- Continue outreach, advocacy, and support for diverse supplier certification through the CPUC Supplier Clearinghouse.
- Register with and post CPA contracting opportunities on the new City of Los Angeles Regional Alliance Marketplace for Procurement (RAMP), a portal that centralizes both public and private procurement opportunities, making it easier for small and diverse businesses to have access to more procurement opportunities.

Workforce Development

- Continue workforce development initiatives to grow the pipeline of diverse workers on green career pathways that support families and create opportunities for business ownership and wealth accumulation.
- Continue prioritization of labor agreements and workforce development in the selection of renewable energy supply and storage projects, to continue raising the bar for creation of "high road" jobs that support diverse workforces.

Customer Programs and Community Investments

Every CPA program tracks spending and benefits to small, local, and diverse businesses, particularly those that support the local economy and jobs in disadvantaged communities. Metrics include the number of small and diverse businesses reached and enrolled in customer programs and total program spend (e.g., rebates, incentives, bill discounts) going to small and diverse business and residential customers in disadvantaged and low-income communities.

CPA customer programs that will have significant and ongoing impacts on disadvantaged and low-income communities and small and diverse businesses and residential customers within our service territory in 2022 include:

- Power Share, CPA's DAC-GT program. CPA will continue to enroll eligible customers to receive 100% renewable energy along with a 20% bill discount, in addition to continuing efforts to procure new DAC-GT renewable generation resources that provide job creation, workforce development, and other community benefits to disadvantaged communities.
- Community Solar. CPA's Community Solar Green Tariff (CSGT) program is working with member agencies and local community-based organizations to raise awareness of the opportunity to develop and sponsor small-scale community solar projects in disadvantaged communities and enroll low-income residents to receive 100% renewable energy from these projects at a 20% bill discount.
- CALeVIP (California Electric Vehicle Incentive Program). CPA will continue its partnership with the California Energy Commission to fund incentives for publicly accessible electric vehicle charging infrastructure in Ventura County and will co-launch a new CALeVIP incentive project in Los Angeles County. Customer outreach will focus on businesses and multifamily housing in low-income and disadvantaged communities, which are also eligible for higher incentive levels.

- Power Ready Critical Facilities Clean Backup Program. CPA's Power Ready program will support community resilience by installing solar and clean energy storage systems in jurisdictions served by CPA to power critical community facilities during grid outages.
- Power Response, CPA's demand response program, provides residents and businesses with incentives to reduce electricity use during peak hours when grid stress, energy prices, and greenhouse gas emissions are highest. Following a 2020-2021 pilot, CPA is expanding the program in 2022 with the goal of enrolling 10,000 customers and 6 MW of capacity utilizing automated smart thermostats, battery storage, and electric vehicle charging technologies. The program provides added incentives for business and residential participants in disadvantaged low-income communities.



CPUC/ Joint Utilities Virtual Small/ Diverse Business Expo (Fall)

October 27, 2021

Other Customer Programs and Community Investment activities planned for 2022 that support our supplier diversity priorities include:


- Expanded membership, sponsorships and engagement with local organizations that help raise awareness of CPA and CPA contracting opportunities among small, local, and diverse businesses, such as the Ventura County Regional Energy Alliance and the Los Angeles Cleantech Incubator.
- Continuation of our Community-based Organization (CBO) grant program in collaboration with our billing and data management partner, Calpine Energy Solutions.
- Active leadership and participation in important local, regional, and statewide forums on diversity, equity, and inclusion.
- Participation in local events with broad community and small business engagement. A sample of upcoming events includes the Climate Resolve Coolest Event in LA on March 17, 2022, City of Carson Earth Day on April 9, 2022, and City of Paramount Eco Friendly Fair on April 16, 2022.

Internal Diversity, Equity and Inclusion

Diversity, equity, and inclusion efforts begin at home, and CPA will continue to pursue its internal DEI plans, from recruiting and staff development to the ongoing cultivation of an inclusive and equitable organizational culture that informs our work and supports the building of a just and sustainable society.

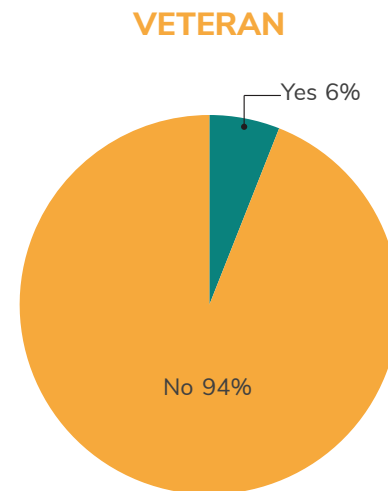
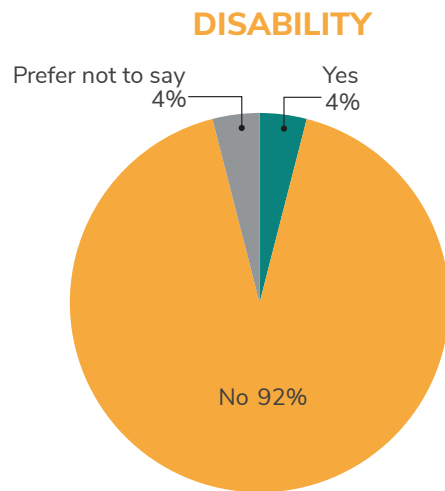
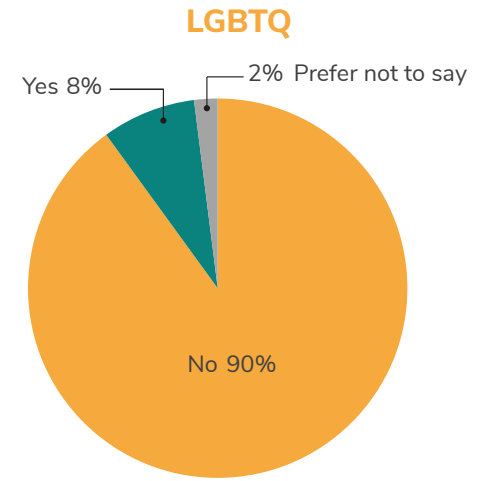
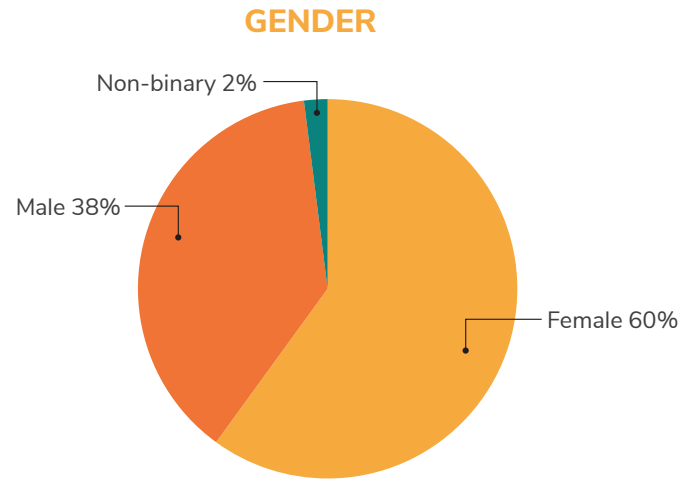
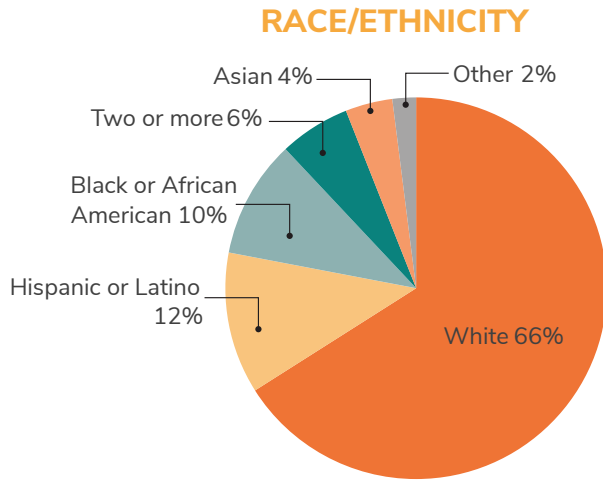
Internal DEI activities in 2022 will include:

- Engagement of a DEI consultant to assess CPA's internal and external DEI outcomes and support implementation of our DEI strategic plan.
- Staff education and professional development on inclusive skills and practices, including in hiring and contracting processes.
- Expansion of CPA's internal DEI team leadership and participation including continued active representation from CPA's energy and non-energy procurement teams.
- Expanded tracking and internal communication of DEI metrics including organizational and departmental metrics on diverse spending.



APPENDIX A: CPA Board of Directors and Community Advisory Committee Self-Identification

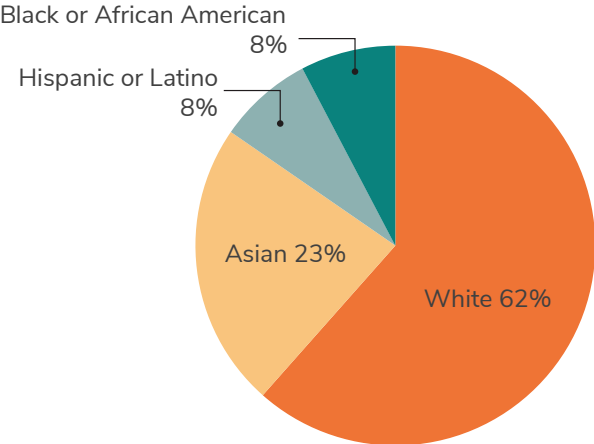
CPA Board of Directors



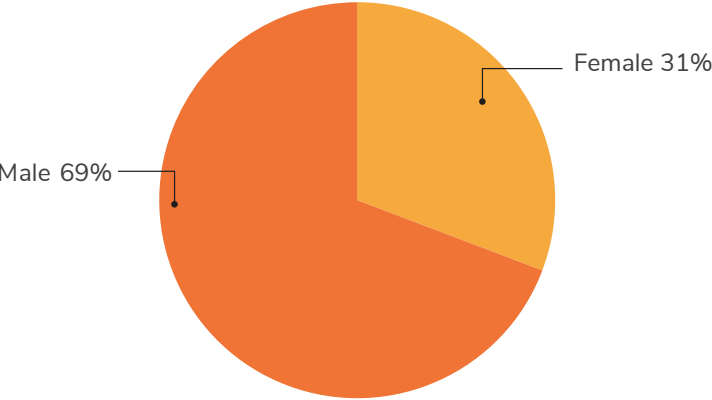
APPENDIX A: CPA Board of Directors and Community Advisory Committee Self-Identification

CPA Community Advisory Committee

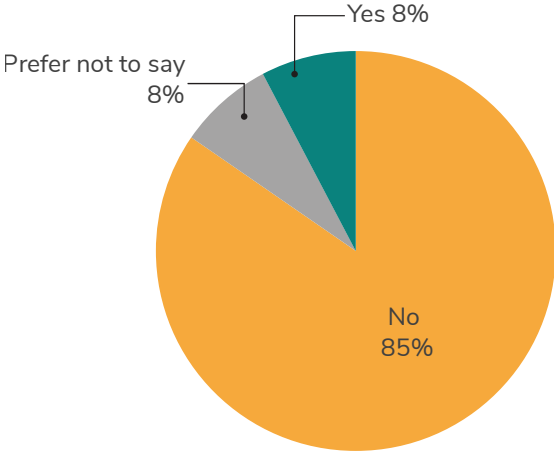
RACE/ETHNICITY



GENDER



LGBTQ



Appendix B – CPA Voluntary Supplier Diversity Survey

CPA Supplier Diversity Survey

Please note that not all questions may apply to your business. For the questions that do not apply, please skip them or answer "Not Applicable" or "Decline to State."

Pursuant to Proposition 209, CPA does not give preferential treatment based on race, sex, color, ethnicity, or national origin. Providing information in these categories is optional and will not impact your participation in any future CPA solicitation selection process. Responses are collected for informational and reporting purposes only pursuant to Senate Bill (SB) 255.

*Required

1. Business Name*

2. Email Address*

3. Where is your business located/headquartered?

4. Is your business certified under General Order 156 (GO 156)? GO 156 is a California Public Utilities Commission ruling that requires utility entities to report annually on their contracts with majority women-owned, minority-owned, disabled veteran-owned and LGBT-owned business enterprises (WMDVLGBTs) in all categories. Qualified businesses become GO 156 Certified through the CPUC and are then added to the GO 156 Clearinghouse database at www.thesupplierclearinghouse.com*

Yes

No

Qualified as a WMDVLGBTBE but not GO 156 certified

5. If you answered "yes" to Question 4, when does your certification expire?

6. If you answered "yes" or "qualified, but not certified" to Question 4, in which categories are you certified or qualified? Please choose all that apply.

Minority Owned

Women Owned

LGBT Owned

Disabled Veteran Owned

Small Business Enterprise, as defined by 8(d) of the Small Business Act

7. If your business is a minority-owned business enterprise, what GO156 certification or qualification does your business fall under?

Black American

Hispanic American

Asian Pacific American

Native American

8. Please list the Standardized Industrial Code (SIC) of the products and services your business offers. Search for your SIC in the "Commodity Codes" search bar, here: <https://sch.thesupplierclearinghouse.com/FrontEnd/SearchCertifiedDirectory.asp>.

9. If certified under GO 156, please list your annual business revenue as reported to the CPUC Supplier Clearinghouse. You may check your CPUC Supplier Clearinghouse status here: <https://sch.thesupplierclearinghouse.com/FrontEnd/SearchCertifiedDirectory.asp>.

10. If your business is qualified, but not GO 156 certified, please identify the reasons for not completing the certification process?

11. If your business has used GO 156 certified subcontractors for your CPA contract, please include a list of your subcontractor business names, if the subcontract is for products or services, and the anticipated subcontract amount. Example: Electrical Design Technology, Inc.; products (batteries); \$100,000.

12. If applicable, please describe any hiring policies your business has for using small, local, and/or economically disadvantaged subcontractors or for using subcontractors that qualify for the GO 156 Supplier Clearinghouse.

13. Does your business have a history of using apprenticeship programs, local-hires, union labor, or multi-trade project labor agreements? Local hires can be defined as labor-sourced from within CPA's service area.

- Yes, apprenticeship programs in this recent contract with CPA
- Yes, local labor in this recent contract with CPA
- Yes, union labor in this recent contract with CPA
- Yes, multi-trade PLA in this recent contract with CPA
- Yes, apprenticeship programs but not in this contract with CPA
- Yes, history of local hire but not in this contract with CPA
- Yes, history of union labor but not in this contract with CPA
- Yes, history of multi-trade PLA but not in this contract with CPA
- Uses California-based labor, but not local to CPA's service areas
- None of the above
- Not applicable

14. Are you a small business? Please refer to the Small Business Association' Size Standards tool for more information: <https://www.sba.gov/size-standards>.

- Yes
- No

15. If you answered "yes" to Question 14, please describe your history with labor agreements, union labor, multi-trade labor, apprenticeship labor, or how many local workers/businesses you employ for your contract with CPA.

16. Is there any additional feedback that you would like to provide to CPA at this time?

17. Does the bidder have formal initiatives to promote diversity, equity, and inclusion among its workforce?

18. If the answer to question 33 is "Yes", please explain and provide supporting documentation.

19. Has the bidder adopted formal Environmental, Social, and Governance (ESG) goals?

20. If the answer to question 36 is "Yes", please explain and provide supporting documentation.